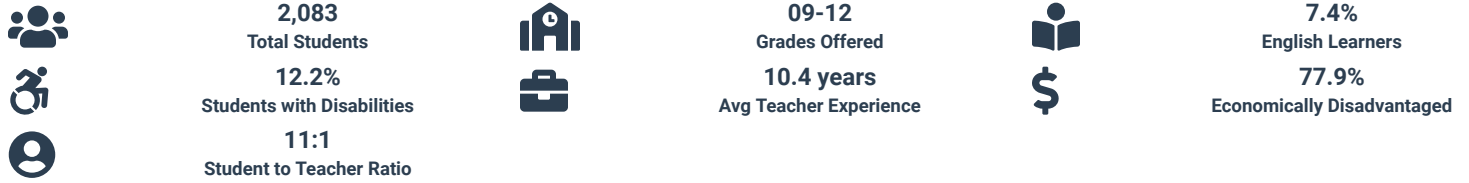


County: Essex  
District: Essex County Schools of Technology  
60 Nelson Place, 1 North  
Newark, NJ 07102

2021-2022  
Superintendent: Dr. James Pedersen  
[District Website](#)  
973-412-2069



The summary reports are meant to provide parents, educators, and communities highlights from the district, along with a high-level summary of how well a school or district is performing. We encourage you to use these reports to:

- **Learn more** about this school or district by viewing the detailed report. Use the link in the "Jump to" menu at the top right.
- **Start conversations** with school community members and ask questions. Use the one-page guides on the [Resources page](#) for suggestions.
- **Engage** with your school communities to identify where schools are doing well and where they can improve.

**Important Note for 2021-22 Reports:** The summary reports will not include information on student growth for the 2021-22 school year due to the cancellation of the New Jersey Student Learning Assessment in 2019-20 and 2020-21. The NJDOE expects to resume reporting on student growth, as measured by median student growth percentiles (mSGPs), in the 2022-23 school year.

## District Highlights Reported by the District:

- Two of three schools have been recognized as National Blue Ribbon Schools, while both have been recognized as Title 1 Distinguished Schools. One of them was also recognised as a Green Ribbon school
- Expanding Early College Initiative and Dual College Credit programs with students earning college credits and an Associates Degree
- Emphasis on use of technology to accelerate and enhance learning with one to one laptop program, along with various CTE Certifications

## How did students perform on assessments?

This section shows the percentage of students who met or exceeded expectations on statewide assessments (NJSLA and DLM). This percentage reflects the federal proficiency rate which makes adjustments to the proficiency rate if the participation rate was below 95% to ensure reporting on at least 95% of students. The chart indicates whether performance was above the state average or above the state's long-term goal of 80%.

### English Language Arts

- Below State: 0 - 48.9%
- Met State: 49 - 79.9%
- Met Goal: 80 - 100%



**60.8%**  
Met State

### Mathematics


- Below State: 0 - 35.9%
- Met State: 36 - 79.9%
- Met Goal: 80 - 100%



**34.0%**  
Below State

## Are students at risk?

This section shows percentage of students that were absent for 10% or more of the days enrolled with a comparison to the state average.



## How to use this report?

- 1 Learn More** by viewing this full report and reports for other schools and districts. Use the green menu bar at the top of the page to move between different sections of the report.
- 2 Start Conversations** with school community members and ask questions. Use our guides for suggestions.
- 3 Engage** with your school communities to identify where schools are doing well and where they can improve.



[www.state.nj.us/education](http://www.state.nj.us/education)  
[www.njschooldata.org](http://www.njschooldata.org)



[reportcard@doe.nj.gov](mailto:reportcard@doe.nj.gov)



County: Essex  
District: Essex County Schools of Technology  
60 Nelson Place, 1 North  
Newark, NJ 07102

## Essex County Schools of Technology (13-1390)

2021-2022

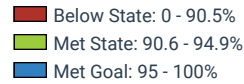
Superintendent: Dr. James Pedersen

[District Website](#)

973-412-2069

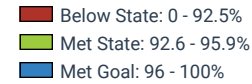
### Are students graduating?

#### Four-Year Graduation Rate



97.7%  
Met Goal

#### Five-Year Graduation Rate



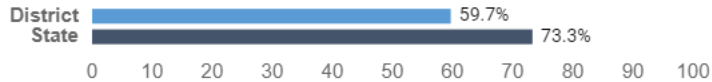
97.5%  
Met Goal

This section shows the four-year and five-year graduation rates. These are the percentage of students who graduate high school within four or five years of entering high school.

### Are students college and career ready?

#### College Enrollment:

Percentage of 2021 graduates enrolled in a college or university by the fall of 2022



#### AP/IB Courses:

Percentage of 11th and 12th graders enrolled in one more Advanced Placement (AP) or International Baccalaureate course (IB)



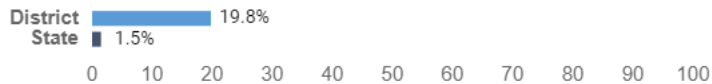
#### Dual Enrollment:

Percentage of 11th and 12th graders enrolled in one more dual enrollment course, which is a course that allows high school students to enroll in college courses for credit prior to graduation



#### Industry-Valued Credentials:

Percentage of 9th-12th graders who earned one or more industry-valued credential during the school year. Industry-valued credentials are recognized degrees, diplomas, certificates, or certifications awarded for an occupation.



#### How to use this report?

- Learn More** by viewing this full report and reports for other schools and districts. Use the green menu bar at the top of the page to move between different sections of the report.
- Start Conversations** with school community members and ask questions. Use our guides for suggestions.
- Engage** with your school communities to identify where schools are doing well and where they can improve.



[www.state.nj.us/education](http://www.state.nj.us/education)

[www.njschooldata.org](http://www.njschooldata.org)



[reportcard@doe.nj.gov](mailto:reportcard@doe.nj.gov)