

# Essex County Newark Tech Bulletin Board

October 2020

➡ START!



Section 1

Important Items/Dates to Remember



Section 2

Counseling Department Activities



Section 3

ESL/World Language



Section 4

Public Relations



Section 5

The Parent Corner



Section 6

NT Highlights and Accomplishments

## Table of Contents

Let's  
DO  
Lehis  
THING

# IMPORTANT DATES/ITEMS to REMEMBER

## MAIN OFFICE:

973-412-2266

## ZOOM ID:

950 7620 7082

\* Please submit Lunch Applications  
\* Please submit District of Residence  
Form & 3 Proofs of Address

\* Virtual Wednesdays - All classes are  
virtual every Wednesday

11/14 - Virtual School Fair/Open House

Zoom ID: 936 1717 8837 (10:30am - 11:30am)

## Schools Closed:

11/3 - Election Day - All Virtual

11/5 & 11/6 - Teacher's Convention

11/11 - Veteran's Day

11/26 & 11/27 Thanksgiving Recess

## Notas:

Si necesita ayuda en  
español, comuníquese con  
la escuela al 973-412-2227  
/ 973-412-2272



Lunch  
Applications  
are due ASAP

Important!!!

District of Residence is due ASAP

Available online at: <http://www.sciencedirect.com>

**STEP 1** List ALL Household Members who are Infants, children, and students up to and including Grade 12 (if more spaces are required for additional names, attach another sheet of paper)

[illegible]

**STEP 2** Do any Household Members (including you) currently participate in one or more of the following assistance programs: SNAP, TANF, or FDIPI? YES ☐ NO ☐

If you answered NO > Complete STEP 3.      If you answered YES > Write a case number here then go to STEP 4 (Do not complete STEP 3)

<b>Case Number:</b>
---------------------

Write only one case number in this space.

### STEP 3 Report Income for ALL Household Members (Skip this step if you answered 'Yes' to STEP 2)

[illegible]

**STEP 4** Contact information and adult signature. **Mail Completed Form To:**

I certify (promise) that all information on this application is true and that all income is reported. I understand that this information is given in connection with the receipt of Federal funds, and that school officials may verify (check) the information. I am aware that if I purposely give false information, my children may lose meal benefits, and I may be prosecuted under applicable State and Federal laws.

Street Address (if available)		City		State	Zip	Daytime Phone and Email (optional)
Apt #						
Printed name of adult signing the form		Signature of adult		Today's date		

**Notes:**  
Provide 3 Proofs  
of address  
w/District of  
Residence form

<b>Essex County Schools of Technology</b> <b>Non-District School Registration Form   2020-2021 School Year</b>			
<b>Section A: STUDENT INFORMATION</b>			
Last Name:		First Name:	
Date of Birth:		Gender: Male or Female	
School for September 2021		Grade for September 2020-2021	
City of Birth		Country of Birth	
<b>District of Residence:</b> <input type="checkbox"/> Belleville <input type="checkbox"/> Bloomfield <input type="checkbox"/> Caldwell/West Caldwell <input type="checkbox"/> Cedar Grove <input type="checkbox"/> East Orange <input type="checkbox"/> Glen Ridge <input type="checkbox"/> Irvington <input type="checkbox"/> Livingston <input type="checkbox"/> Millburn <input type="checkbox"/> Montclair <input type="checkbox"/> Newark <input type="checkbox"/> Nutley <input type="checkbox"/> Orange <input type="checkbox"/> Roseland <input type="checkbox"/> Union <input type="checkbox"/> Verona <input type="checkbox"/> West Essex <input type="checkbox"/> West Orange <input type="checkbox"/> Other			
<b>Section B: PRIMARY PARENT/GUARDIAN INFORMATION</b>			
Parent Name		Last Name	
Street Address		Apt/Floor:	
City		State      Zip Code	
Phone Number 1:		Phone Number 2:	
Relationship to Student:		Email Address:	
Does the student have an IEP? (circle one)		If yes, what is his/her classification?	
Yes   or   No			
<b>Homeless or Displaced Information</b>			
Is family homeless or displaced? (circle one)		Yes or No	
<b>Parent/Guardian Signature:</b> The above information is accurate as of today's date.			
Print Name:		Signature:	
		Date	
<b>PLEASE DO NOT WRITE BELOW THIS LINE</b>			
Sending District Staff Name:		Sending District Staff Signature:	
		Date:	
ECST Staff Name:		ECST Staff Signature:	
		Date:	

Signature of adult Today's date

Contact Janet Hall 973-412-2266

Contact Nicole Blasco 973-412-2280



# THE COUNSELOR'S CORNER

## Notes:

Junior Class  
PSAT/NMSQT  
Oct. 29th!

## Counseling Dept. Recap

### -Sept.:

- \* Suicide Prevention education Forums were held during lunch periods
- \* Kicked off Senior Peer Mentoring Program (Freshmen met their mentors)

### -Oct.:

- \* Week of Respect discussion panel during lunch periods
- \* HIB grade level presentations
- \* Senior Mentors hosted their 1st Habitude lesson "Iceberg" with their mentees

\* "Manage your Anger" workshop was held for School Violence Awareness

\* "Spoken Word Challenge for Red Ribbon Week"

Upcoming Senior Mentor dates:

- \* Nov. 10th - Senior Mentor/Coordinator Meeting **ONLY**
- \* Nov. 18th - Senior Mentor/Mentee Session (Zoom)



# THE COUNSELOR'S CORNER continued



PRESENTED BY NT CLASS REPRESENTATIVES

## Newark Tech Week of Respect

October 5th - 9th 2020

PLEASE JOIN US FRIDAY OCT 9 DURING YOUR LUNCH PERIOD FOR A PANEL DISCUSSION ON RESPECT & BULLYING A FUN EVENT FOR EVERYONE!!

Tickets are FREE  
Bring your own lunch  
Zoom invite will be shared via Ms. Morales/Mr. Williams



Student respect videos (poems, quotes) will be shared throughout the week.

**Monday Oct. 26**  
*Pledge to be drug-free!*  
Via google form

**Tuesday Oct. 27**  
*Wear RED any day this week!*


**Wednesday Oct. 28**  
**Mask Contest**  
Join the national campaign  
[www.redribbon.org](http://www.redribbon.org)

**Thursday Oct. 29**  
*Show support on social media!*  
#redribbonweek


**Friday Oct. 30**  
*Spoken Word Contest Performance*  
District Lunch Contest

**Red Ribbon Week 2020 Spirit Days**

**DRUG FREE ZONE**



## Essex County Schools of Technology School Violence Awareness Week



# STOP VIOLENCE

**Wear Orange**  
Wednesday, October 21, 2020

## #TECHUNITYDAY2020





# ESL/WORLD LANGUAGE



**Director:**

Enrique Lomba

Ph: 973-412-2286

Email:

[elomba@essextech.org](mailto:elomba@essextech.org)

**Administrative Assistant:**

Carmen Maldonado

Ph: 973-412-2227

Email: [cmaldonado@essextech.org](mailto:cmaldonado@essextech.org)



Essex County Newark Tech  
Presents:

*Hispanic Heritage  
Celebration Day*

Date: Friday, October 30th  
Time: 12:30pm-1:30pm  
Zoom: TBA



*"Be proud of your past,  
embrace the future"*

The poster features a purple background with a border of various national flags. The text is centered and includes the school name, event title, date, time, and location. A logo for Essex County Newark Tech Terriers is prominently displayed in the center, along with a motivational quote.





# PUBLIC RELATIONS



COVID Testing Sites:  
Essex County Offers FREE COVID-19  
tests to all Essex County residents  
ages 8 and over

Please visit [EssexCovid.org](https://EssexCovid.org) to  
schedule your COVID-19 test!

Food Distribution:

Lunch for students is available from  
1:30 until 4:00 pm (Mon-Tues-Th-Fr)

Location: NT Parking Lot (Wickliff  
Street)

Food boxes are also available at  
Payne Tech, contact 973-412-2266  
for more information



# PUBLIC RELATIONS continued

"The Coronavirus has forced an enormous amount of people out of work and created food insecurity among residents who now have limited income or no income at all. We are pleased to present this Emergency Food Distribution Event to help those through these uncertain times."

Joseph N. DiVincenzo, Jr.



**Joseph N. DiVincenzo, Jr.,  
Essex County Executive  
And The Board of Chosen Freeholders**

Will Present An

## Emergency Food Distribution Event

**New  
Date!**

**Monday, November 2, 2020  
9 a.m.**

**Bloomfield Public Library Parking Lot  
State Street  
Bloomfield, NJ**

**It will be held RAIN or SHINE.**

Because of heavy  
rain in the  
forecast, the Food  
Distribution has  
been rescheduled  
to Monday, Nov. 2

- Residents driving to the site should enter State Street from Broad Street and line up along the west side of State Street. Should the line reach Broad Street, vehicles should line up on the west side of Broad Street. No left turns will be allowed onto State Street.
- Residents walking to the site should come to the front of Bloomfield Public Library at 90 Broad Street.
- No arrivals before 8 a.m.
- Drivers must keep their windows rolled up and open their trunk.
- Walk ups are welcome; buses cannot be served.
- **1,000 boxes to be distributed on a first-come, first-served basis.**

**More distribution events  
coming each week!**

Joseph N. DiVincenzo, Jr., Essex County Executive  
And The Board of Chosen Freeholders

Brendan W. Gill, President; Wayne L. Richardson, Vice President; Tyshammie L. Cooper,  
Romaine Graham, Rufus I. Johnson, Len M. Luciano, Robert Mercado, Carlos M. Pomares, Patricia Sebold

*Putting Essex County First*

"El Coronavirus a forzado que una enorme cantidad de personas pierdan sus trabajos y a creado inseguridad alimentaria entre los residentes que ahora tienen un ingreso limitado o no tienen ingreso. Estamos contentos en presentar este evento de distribución de alimentos de emergencia para ayudar a nuestros residentes."

Joseph N. DiVincenzo, Jr.



**Nueva  
Fecha!**

**Joseph N. DiVincenzo, Jr.,  
Ejecutivo del Condado de Essex  
Y La Junta de Propietarios Elegidos**

Presentan un

## Evento de Distribución De Alimentos de Emergencia

**Debido al pronóstico de fuertes lluvias, el evento de distribución  
de comida ha sido reprogramado para el 2 de Noviembre.**

**Lunes 2 de Noviembre  
9 a.m.**

**Parqueo de la Biblioteca Publica de Bloomfield  
State Street, Bloomfield, NJ**

**Evento se llevará a cabo, aunque llueva o este soleado.**

- Residentes que van a manejar deben entrar State Street por Broad Street y alinearse del lado oeste de State Street. Si la línea de carros llega asta Broad Street, los carros deben alinearse del lado oeste de Broad Street. Los carros no deben girar a la izquierda hacia State Street.
- Residentes que van a caminar al lugar de distribución deben ir al frente de la Biblioteca Publica de Bloomfield en 90 Broad Street.
- No llegadas antes de las 8 a.m.
- Conductores deben mantener las ventanas cerradas y abrir sus baúles.
- Personas caminando serán bienvenidas; buses no serán permitidas.
- **1,000 cajas serán distribuidas.**

**iMas eventos de distribución  
cada semana!**

Joseph N. DiVincenzo, Jr., Ejecutivo del Condado de Essex  
Y La Junta de Propietarios Elegidos

Brendan W. Gill, Presidente; Wayne L. Richardson, Vice Presidente; Tyshammie L. Cooper,  
Romaine Graham, Rufus I. Johnson, Len M. Luciano, Robert Mercado, Carlos M. Pomares, Patricia Sebold



**FOOD BOX DISTRIBUTION  
THURSDAY, OCTOBER 29TH  
BETWEEN 10:00-1:00  
TO MEMBERS OF OUR SCHOOL COMMUNITY.**  
BOXES CAN BE PICKED UP IN THE BACK OF PATNETECH  
ON SOUTH 11TH STREET, OFF OF S. 9TH STREET.  
YOU MUST BRING VERIFICATION OF YOUR STUDENT ATTENDING A  
SCHOOL IN OUR DISTRICT

# THE PARENT CORNER - PTA

PTA District Coordinator:  
Delores Wallace  
Email: [dwallace@essextech.org](mailto:dwallace@essextech.org)

To do list:  
-Contact Ms. Wallace  
for application

## A Look at November...

HIB Workshop 9th & 10th Grade Parents  
Thursday, November 12 @ 6pm (Tentative)  
Additional info will be emailed.

PTA Membership Drive  
(Details on next slide)

### WHY JOIN PTA?

#### THE NUMBER ONE REASON TO JOIN PTA IS YOUR CHILD!

##### Use your PTA Membership to:

- **Get Connected.** PTA provides opportunities to meet and network with other parents, teachers, and school administrators. There's no better way to know what's happening in your child's school and community.
- **Speak Up.** PTA can be a way for you to more effectively be the voice for change at your child's school.
- **Watch Yourself Grow.** As a PTA volunteer, you can use your skills and hobbies for a relevant cause while setting a good example for your child and all children in the community.
- **Give Back.** By becoming part of PTA, you will be part of the solution, to help make positive changes in your child's school and in the lives of many children.
- **Effectively Engage.** Spend quality time with your children through PTA programs, events and resources. Not only will you show how much you care about them but will also demonstrate the importance you place on their education.

### About National PTA

National PTA® comprises millions of families, students, teachers, administrators, and business and community leaders devoted to the educational success of children and the promotion of parent involvement in schools. PTA is a registered 501(c)(3) nonprofit association that prides itself on being a powerful voice for all children, a relevant resource for families and communities, and a strong advocate for public education. Membership in PTA is open to anyone who wants to be involved and make a difference for the education, health, and welfare of children and youth.

### PTA Mission

The overall purpose of PTA "To make every child's potential a reality by engaging and empowering families and communities to advocate for all children."

Contact National PTA at 800-307-4PTA (4782)  
or go to [PTA.org](http://PTA.org), for more information about your  
National PTA Membership Benefits.





# THE PARENT CORNER - PTA

Hi Newark Tech PTA families,

We're excited to tell you about a new way you can support our school through everyday purchases - all from home!

Our MemberHub e-store has a new category called "Givebacks." Here, you'll find products and services designed to help you raise a happy, healthy family and keep your kids learning & safely entertained from home. Here is how it works:

1. You shop and get special savings on family offers through our givebacks program.
2. Our PTA receives a passive donations from your purchase of up to 20% of ALL sales go back to our PTA!
3. We can then help fund programs in our school supporting our families.

We think this is an exciting new way to support our school and get family products and services at a discount. Check out our e-store:

<https://newarktechpta.new.memberhub.store/store?category=Sponsors>

Also - If YOU own a business and you're interested in doing an offer in our PTA e-store, please let us know! We want to include your business.

Kind regards,

**Delores A. Wallace**  
District Parent Coordinator  
Essex County Schools of Technology  
Email: [dwallace@essextech.org](mailto:dwallace@essextech.org)  
Office #: 973 412-2293



## To do list:

-email Ms. Wallace  
Re: PTA Membership  
Drive



## Notes:

- Shop & save
- All sales go to PTA
- Check out e-store



# THE PARENT CORNER continued

## Step by Step Powerschool Instructions

### PowerSchool Student and Parent Portal

<https://essextech.powerschool.com/public/home.html>

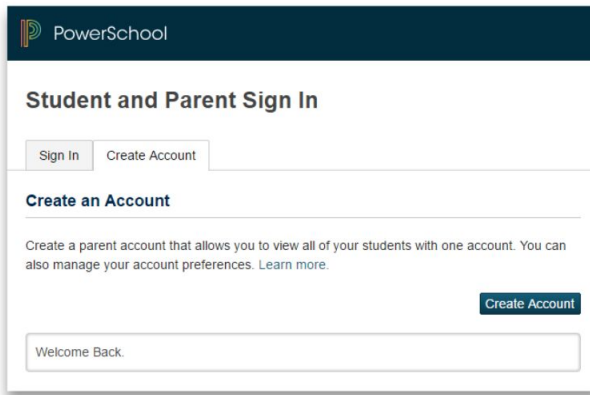
#### Creating a PowerSchool Parent Portal Account

On this page you will find instructions on how to create a PowerSchool Parent Portal account.

**Prior to creating an account, you must have the Access ID and Access Password for your child(ren).** Please note, every child has their own Access ID and Access Password. If you have more than one child you will need to obtain the Access ID and Access Password for each of them. Please contact your child's/children's school to obtain the Access ID and Access Password.

#### Step 1

After clicking **Create Account** tab, click on **Create Account** button.



PowerSchool

### Student and Parent Sign In

Sign In Create Account

#### Create an Account

Create a parent account that allows you to view all of your students with one account. You can also manage your account preferences. [Learn more.](#)

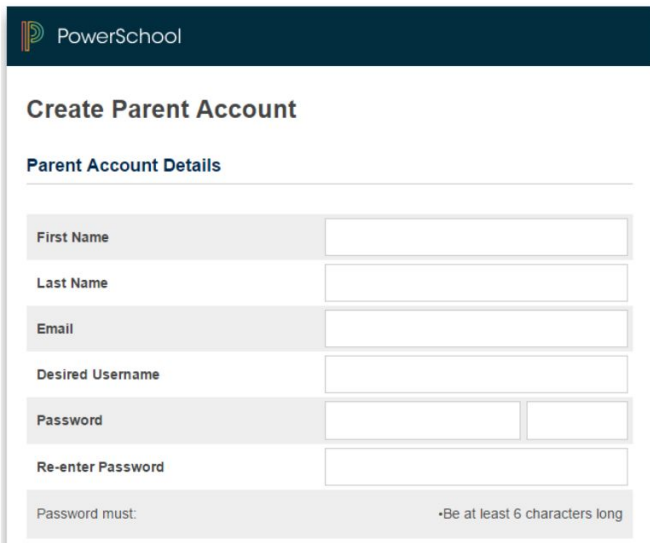
Create Account

Welcome Back.

#### Step 2

Create Parent Account – enter parent information and create a username and password.

- Password must be at least 8 characters long
- Do **not** include spaces or any special characters in your username



PowerSchool

### Create Parent Account

#### Parent Account Details

First Name

Last Name

Email

Desired Username

Password

Re-enter Password

Password must: -Be at least 6 characters long



# THE PARENT CORNER continued

## Step 3

### Link Students to Account

- Enter Student Name
- Parent Access ID and Parent Access Password required
- Relationship to student
- Up to 7 children can be linked

### Link Students to Account

Enter the Access ID, Access Password, and Relationship for each student you wish to add to your Parent Account

1

Student Name

Access ID

Access Password

Relationship

-- Choose

## Congratulations!

You have created a Parent Portal account and can now sign in.



PowerSchool

### Student and Parent Sign In

Sign In

Create Account

Username

Password

[Forgot Username or Password?](#)

Sign In

Welcome Back.



# THE PARENT CORNER continued

## Step by Step Schoology

### What Is Schoology?

Teachers use Schoology to post their classroom materials online; provide a safe forum for students to discuss their ideas and collaborate on projects; and to assign and collect homework electronically. It helps students stay organized and it keeps the class connected.

Schoology makes it easy for parents to stay involved in their children's education. A Schoology Parent Account gives you access to:

- The classes your child is enrolled in.
- Your child's upcoming assignments.
- School and class announcements.

To sign up for your parent account go to [www.schoology.com](http://www.schoology.com).

1. Click Sign Up at the top of the page and choose Parent.
2. Enter your Parent Access Code. **Access Code: 9J3V-9ZKR-RQPG**
3. Fill out the form with your information.
4. Click Register to complete.

When you use a Parent Access Code to create an account, you are automatically associated to your child. You can add additional children to your account using the Add Child button.

- Parent Access Codes are unique to each student but can be used to make multiple parent accounts.
- If your Parent Access Code does not allow you to register or, if the code does not have 12 digits, please contact the school for more information.



# THE PARENT CORNER continued

## Step by Step Schoolology

Important!  
Don't  
Forget!



### Parents: Register to view your child's activity

1. In your browser, navigate to [www.schoolology.com](http://www.schoolology.com).
2. In the top right corner of the screen, hover over Sign Up.



3. Select Parent from the options in the drop-down menu.

Log In

Sign Up

Sign up for Schoolology

Instructor

Student

Parent

4. You should have received a Parent Access Code from your child's school, in the format XXXX-XXXX-XXX. Enter that code here:

Sign up for Schoolology

T28N-8HWV-C274

Enter the access code provided by your child's instructor

Continue



5. Enter your name, email address, and password. Once you log in, you'll be able to browse your child's activity by clicking the arrow to the right of your name and selecting your child's name from the top right drop-down menu:

Sign up for Schoolology

T28N-8HWV-C274

Jane

Doe

name@example.com

\*\*\*\*\*

\*\*\*\*\*

☒ Subscribe me to the Schoolology Exchange blog.

☒ By clicking Register, you are agreeing to our Privacy Policy and Terms of Use

Register

Parent Name

Parent Name

Child Name

Child Name

Add Child

Your Profile

Parent Name

Settings

Subscriptions

Logout

6. You also have the option to associate additional children using Schoolology with this account. To associate additional children, click the down-facing arrow in the top right of your Schoolology account, select Add Child, and enter the Parent Access Code of your other child/children.

Now that you've successfully registered for Schoolology to view your child(ren)'s activity, check out our [Parent Guide](#) in the Help Center: [support.schoolology.com](http://support.schoolology.com).



# THE PARENT CORNER continued

## Schoology (en Español) Paso a Paso

### ¿Qué es Schoology?

Los maestros usan Schoology para publicar sus materiales de clase en línea; proporcionar un foro seguro para que los estudiantes discutan sus ideas y colaboren en proyectos; y asignar y recolectar tareas electrónicamente. Schoology ayuda a los estudiantes a mantenerse organizados y mantiene la clase conectada.

Schoology facilita que los padres se mantengan involucrados en la educación de sus hijos. Una cuenta para padres de Schoology le da acceso a:

- Las clases en las que está inscrito su hijo.
- Las próximas asignaciones de su hijo.
- Anuncios de la escuela y la clase.

Para registrarse en su cuenta de padres, vaya a [www.schoology.com](http://www.schoology.com)

1. Haga clic en Registrarse en la parte superior de la página y elijá Padre.
2. Ingrese su código de acceso para padres. Código de acceso: 8254-MN83-TXD8
3. Complete el formulario con sus datos.
4. Haga clic en Registrarse para completar.

Al utilizar el código de acceso para crear una cuenta, se le asocia automáticamente a su hijo. Puede agregar niños adicionales a su cuenta usando el botón "Add Child" (agregar niño).

- Los códigos de acceso para padres son únicos para cada estudiante, pero se pueden usar para crear varias cuentas para padres.
- Si su Código de Acceso para Padres no le permite registrarse o, si el código no tiene 12 dígitos, comuníquese con la escuela para obtener más información.





# THE PARENT CORNER continued

Schoology (en Español)  
Paso a Paso

Notas:  
**Importante!**  
Que no me  
olvide!

## Padres: Registrarse para visualizar la actividad de su hijo

1. En su navegador, dirijase a [www.schoology.com](http://www.schoology.com).
2. En la esquina superior derecha de la pantalla, pase el cursor sobre Registrarse.
3. Seleccione Padres entre las opciones del menú desplegable.



4. Debería haber recibido un código de acceso para padres del centro educativo de su hijo, con el formato XXXX-XXXX-XXX. Ingrese el código aquí:

Sign up for Schoology Back

T28N-8HWV-C274

Enter the access code provided by your child's instructor

**Continue**

5. Ingrese su nombre, dirección de correo electrónico y contraseña. Una vez que inicie sesión, podrá explorar la actividad de su hijo al hacer clic en la flecha a la derecha

de su nombre y seleccionar el nombre de su hijo en el menú desplegable de la parte superior derecha:

Sign up for Schoology

[Back](#)

T28N-8HWV-C274

Jane Doe

name@example.com

\*\*\*\*\*

\*\*\*\*\*

☒ Subscribe me to the Schoology Exchange blog

☒ By clicking Register, you are agreeing to our [Privacy Policy and Terms of Use](#)

**Register**

Nombre del padre ▼

Nombre del padre ✓

Nombre de niño  
Fair Lakes Academy

+ Agregar hijo

Su perfil

Fair Lakes Academy

Configuración

Suscripciones

👤 Cierre de sesión

6. También puede asociar hijos adicionales que utilicen Schoology con esta cuenta. Para asociar un hijo adicional, haga clic en la flecha descendente en la parte superior derecha de su cuenta de Schoology, seleccione Agregar hijo e ingrese el código de acceso para padres de su otro hijo.

Ahora que se ha registrado con éxito en Schoology para visualizar la actividad de su hijo o hijos, consulte nuestra [Guía para padres](#) en el Centro de ayuda: [support.schoology.com](http://support.schoology.com).





# THE PARENT CORNER continued

Pandemic EBT Card  
(P-EBT Card)

What does the P-EBT card look like?

NEW JERSEY

P-EBT



1234 5601 2345 6789  
NJ Cardholder

## About P-EBT

### What is Pandemic Electronic Benefits Transfer (P-EBT)?

**Pandemic-EBT (P-EBT)** is a program to help purchase food for your school-aged child(ren) who were eligible for free- or reduced-price school meals, but whose schools went remote due to COVID-19.

P-EBT benefits in the amount of \$99.62 per eligible child are being issued for the 2020-2021 school year for the month of September for students receiving free- or reduced-price school meals who are attending schools with a remote learning schedule of at least 5 consecutive days. (This benefit is not available for students whose school are conducting classes in person or a hybrid of in-person and remote.) P-EBT benefits are now available to most families with an existing SNAP Families First EBT card. For non-SNAP recipients and certain SNAP recipients, P-EBT cards will be mailed in October.

Benefits were previously sent for students who received or became eligible for free- or reduced-price school meals for the 2019-2020 school year. If you have questions about benefits for the last school year see the 2019-2020 School Year Benefits section below.

### Notes:

for assistance with  
P-EBT Card  
Contact Mrs. Pinkett  
Ph: 973-412-2249  
Email:  
tpinkett@essextech.org





# CLUBS & SPORTS CORNER

## Sports:

Cross Country  
Boys / Girls Soccer  
Boys / Girls Volleyball  
Boys / Girls Basketball  
Cheerleading  
Track & Field  
Indoor Winter Track  
Outdoor Spring Track  
Baseball  
Softball

## Clubs:

Book Club  
Chess Club  
Debate Club  
Programming Club  
Future Business Leaders of America  
Fashion Club  
Coding Club  
Robotics Club  
HOSA Club  
Music Club

Skills USA Club  
Newsletter Club  
Poetry Club  
Student Council Club  
Yearbook Club  
Technology Club

### **Note:**

Encourage my child to participate!

Sports & Clubs look great on College Applications!





# NT HIGHLIGHTS & ACCOMPLISHMENTS

## Teacher of the Month

September:

Mr. Buchanan  
Physics Teacher



October: Mr. Oyola  
Robotics Teacher

Congratulations

## Perfect Attendance

September ➡ 87.99%

October ➡ 85.99%

GOAL for November ➡ 100%

Student of the Month  
(Sept./Oct.)  
next page

let's work together





# Students of the Month - September



Maya Nicole Ratzan  
Grade: 9  
Allied Health



Amaya Johnson  
Grade: 10  
Business



Caroline Rivadeneira  
Grade: 11  
Business




Esosa Osagie  
Grade: 12  
Business





# Students of the Month - October



Rchin Bari  
Grade: 9  
Allied Health



Railyn Adames  
Grade: 10  
Engineering



Ashley Ako-Larbi  
Grade: 11  
Business



Doussou Toure  
Grade: 12 (TEAL)  
Allied Health



# That's All Folks!

Newark Tech Administration

Office Staff:



Principal  
Morales



V. Principal  
Williams



Ms. Negron  
Principal's Asst.



Ms. Hall  
V.Principal's Asst.



Ms. Blasco  
Guidance  
Admin. Asst.



Mrs. Maldonado  
ESL/Athletics  
Admin. Asst.

GO TERRIERS!

